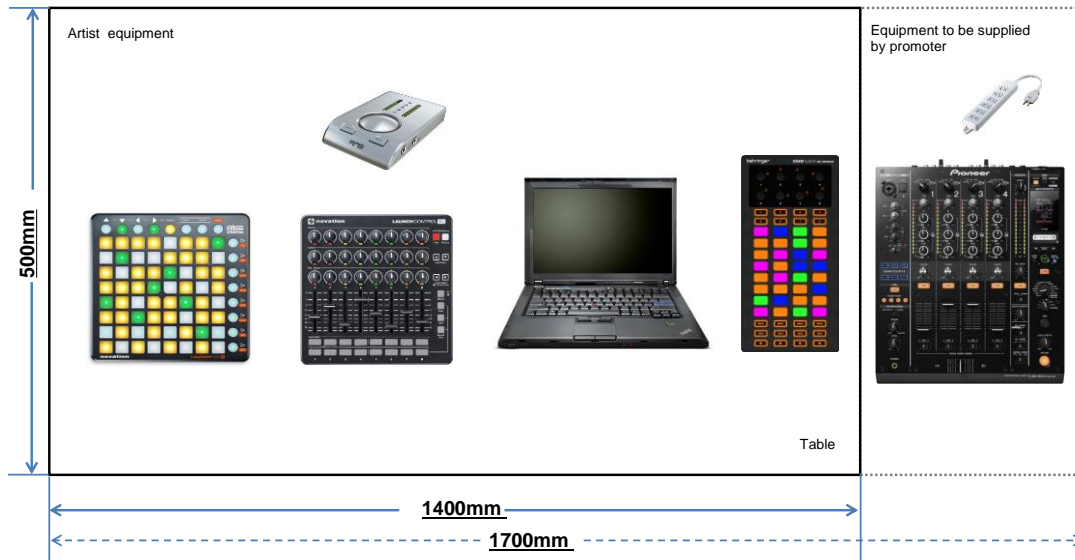


# A. Mochi - Tech Rider


## LIVE SET - Tech Rider

For example, The set-up will look like this,

One row:



Two rows:



### TECHNICAL

- a non-vibrating, plain work surface.
  - minimum 1400mm(W) x 500mm(D) or 800mm(W) x 800mm(D), DJ booth or table space (expect DJ Mixer)
- 1 x Professional DJ mixer Pioneer DJM-900NXS2, DJM-850, 900 or Allen & Heath XONE:92.
  - output-2 L/R (RCA-PIN Jack) to mixer.
  - if can not exclusive use of a DJ mixer, access to mixer back panel for laptop wiring done preferably before show time.
- 2 power outlets, directly in front of the set-up.
  - on a power circuit used only for sound, not for light elements to avoid buzz.
  - min 2 Japan/USA (A Type/100-120V) or European (C Type/220V) Standard Power Plugs.
- 2 x High quality monitor speakers (levels of which can be changed by the Artist) placed left and right
  - Monitor volume must be accessible to the artist during the performance


### SOUNDCHECK

- The artist will need approx. 30 minutes to set up and line check before his Live Set performance.

For some events he requires a sound check before the venue opens.

Please check with the artist in advance if a sound check will be necessary and if so to set the soundcheck times.

## DJ - Tech Rider



### TECHNICAL

- 1 x Pioneer DJM-900NXS2 or 1 x Allen & Heath XONE:92
- 3 x Pioneer CDJ2000 NXS2 or Nexus CD player (2 players minimum)
- 2 x High quality monitor speakers (levels of which can be changed by the Artist) placed left and right
  - Monitor volume must be accessible to the artist during the performance

## HOSPITALITY & EXTRAS

### NO RECORDING!

- Please note that you agreed to not record the performance by signing the contract.

### BACKSTAGE

- A lockable dressing room or secure backstage area.

### DRINKS

- During the event, sufficient free, both alcoholic and non-alcoholic or coupons for alcoholic beverages.

### HOTEL ACCOMMODATIONS

- Hotel Room must be a MINIMUM THREE-STAR RATING and must have WIFI INTERNET.
- Late checkout time no earlier than three (3) hours before the airline departure time.

In order to ensure that the event takes its course without any issues or problems arising, we are open to discussion concerning any eventualities we may encounter related to the setup at the location. However, to avoid any last-minute challenges, we need to know several days in advance what to expect, or not to expect.